




BX double diaphragm mini-pump technical data

Model	 BX 5	 BX 15	 BX 25
Suction/discharge connections - inches	G ¼	G 3/8	G ½
Air connection - inches	G 1/8	G 3/8	G ¼
Max dry suction lift - m	3	3	3
Max flow rate - l/min	5	17	26
Max head - m	70	70	70
Max supply air pressure - bars	7	7	7
Max diameter of passing solids - mm	---	0,5	2
Net weight PP - kg	0,5	1	2,6
ECTFE - kg	---	1,5	3,5
Al - kg	---	---	---
AISI 316 - kg	---	---	---
PVDF	---	---	---
Materials			

